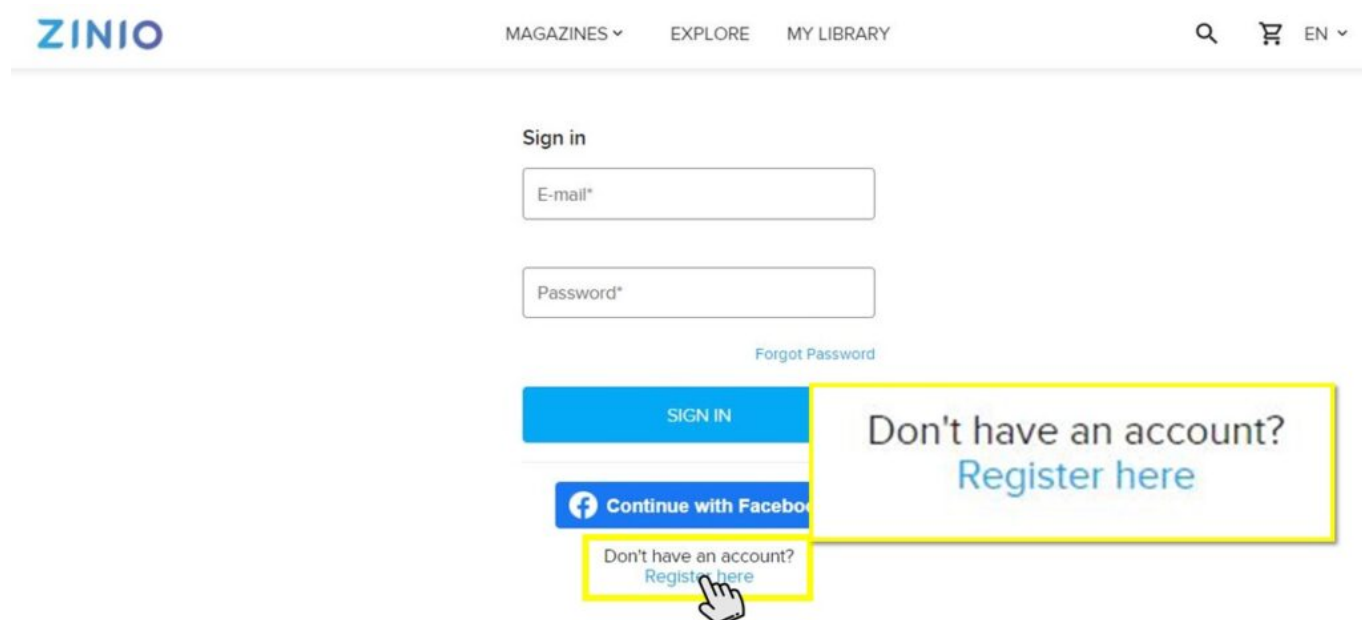


We are excited to announce that *Catholic Family News* has a new and improved e-edition of our monthly paper! Hosted by a digital magazine platform called [Zinio](https://www.zinio.com), the CFN E-Edition is now more versatile and user-friendly than ever.

All pre-existing subscribers (those who had an active subscription prior to the change) should have received an email with instructions on how to register on Zinio and access the new e-edition.

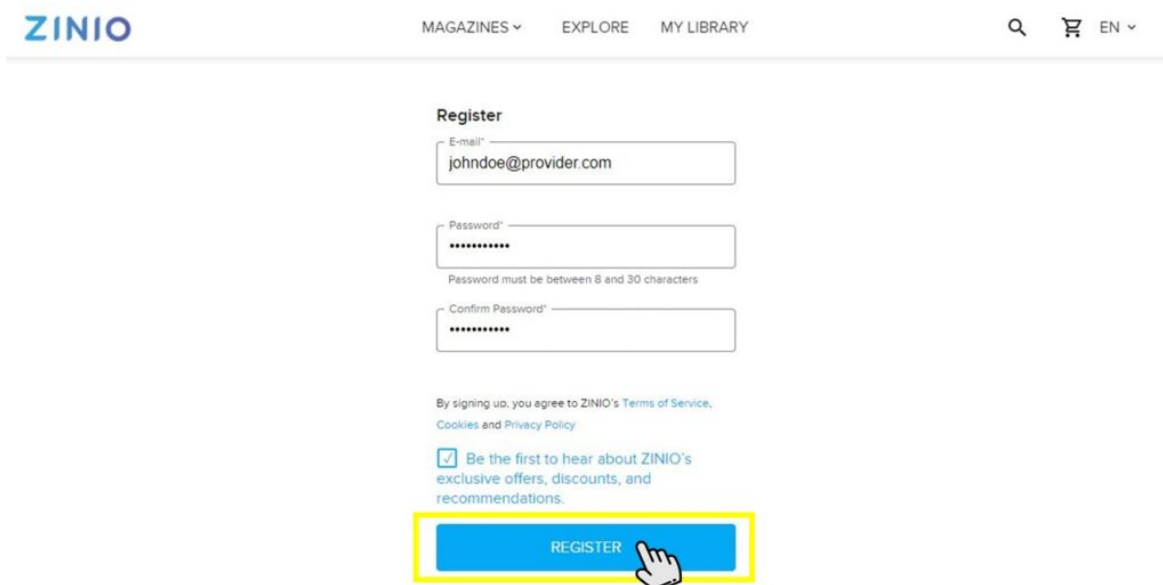
To help subscribers navigate the new platform, we will briefly go through the instructions and provide screenshots for your convenience.

Step #1: Visit <https://www.zinio.com/sign-in> and click on “Register here”:



The screenshot shows the Zinio website's sign-in page. At the top, the Zinio logo is on the left, and navigation links for MAGAZINES, EXPLORE, and MY LIBRARY are in the center. On the right, there are icons for search, a shopping cart, and a language selector set to EN. Below the navigation bar, the 'Sign in' section contains two input fields: 'E-mail*' and 'Password*'. A 'Forgot Password' link is positioned below the password field. A blue 'SIGN IN' button is located below the email field. To the right of the sign-in section, a yellow box highlights a 'Don't have an account? Register here' link. Below the 'SIGN IN' button, another yellow box highlights a 'Continue with Facebook' button and a 'Don't have an account? Register here' link, with a hand cursor icon pointing at the latter.

Step #2: Enter your email address (the same address you entered when purchasing your CFN subscription), create a password, then click on “Register”:



The image shows the Zinio registration page. At the top, there is a navigation bar with the Zinio logo, links for MAGAZINES, EXPLORE, and MY LIBRARY, and a search icon. Below the navigation bar, there is a 'Register' section. It contains three input fields: 'E-mail' with the value 'johndoe@provider.com', 'Password' with masked characters, and 'Confirm Password' with masked characters. Below these fields, there is a note: 'By signing up, you agree to Zinio's Terms of Service, Cookies and Privacy Policy'. There is a checkbox labeled 'Be the first to hear about Zinio's exclusive offers, discounts, and recommendations.' which is checked. At the bottom of the form, there is a blue 'REGISTER' button highlighted with a yellow border and a hand cursor pointing to it.

Step #3: After you have registered, you will be redirected to the Zinio home page. Once there, click on the “My Library” tab:



Step #4: Congratulations, you now have access to the CFN E-Edition!

ZINIO MAGAZINES EXPLORE MY LIBRARY

Magazines Bookmarks

To display issues according to the most recent, click this drop-down menu and select "Publish Date".

Date added ▾

Catholic Family News September 2020

Catholic Family News October 2020

Catholic Family News November 2020

Catholic Family News December 2020

Catholic Family News January 2021

Once you have accessed the CFN E-Edition, move the cursor over whichever issue of the paper you would like to read and click on "Read":

ZINIO MAGAZINES EXPLORE MY LIBRARY

Magazines Bookmarks Downloaded Archived

Search your library

Edit Publish Date ▾

Catholic Family News November 2021

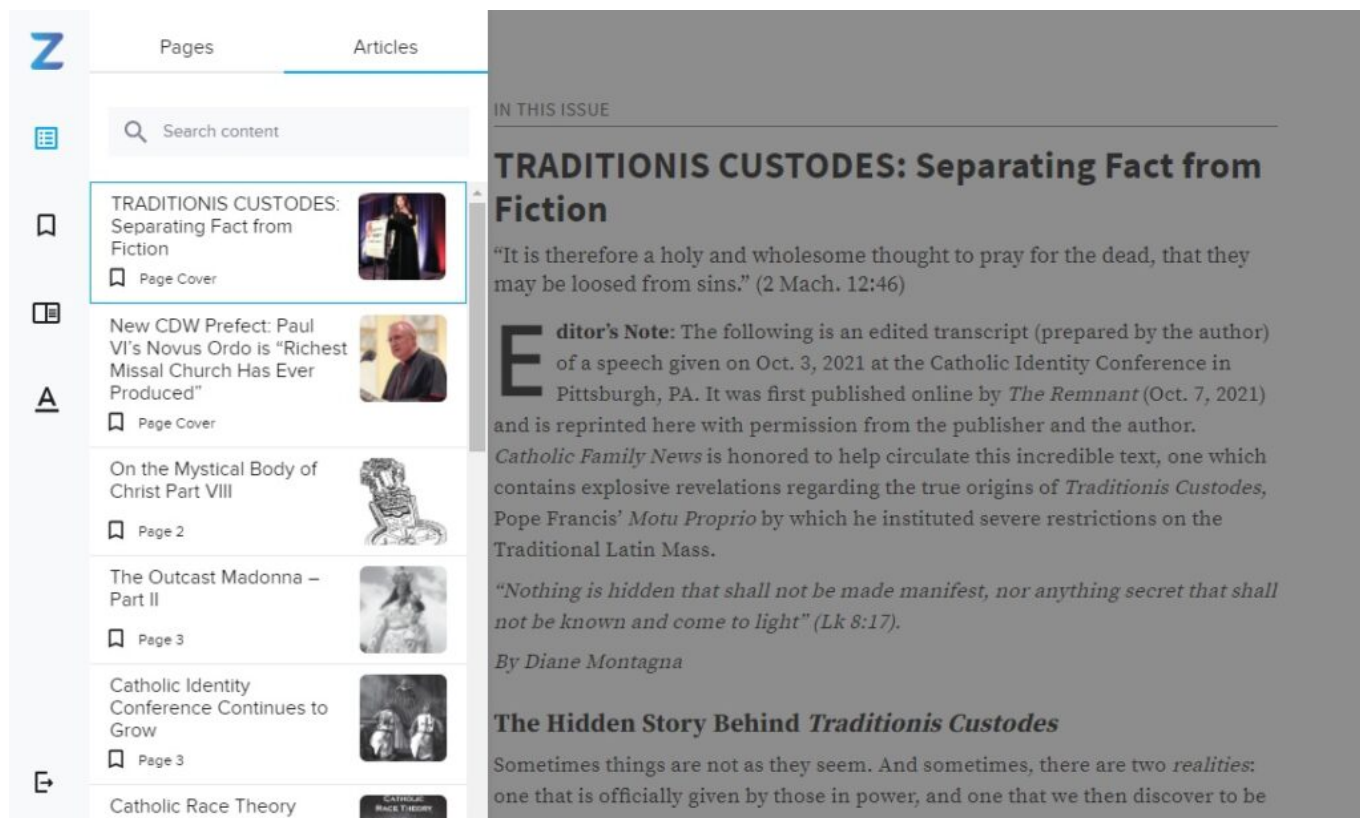
Catholic Family News October 2021

Catholic Family News September 2021

Catholic Family News August 2021

Catholic Family News July 2021

Here is a sample of what the new e-edition looks like (November 2021 issue), with the Table of Contents and “Text View” selected (as opposed to “PDF View”):



The screenshot displays the e-edition interface for Catholic Family News. On the left is a sidebar with a blue 'Z' logo and navigation icons. The main content area is divided into two sections: 'Pages' and 'Articles'. The 'Articles' section is active, showing a list of articles with their titles, page numbers, and thumbnail images. The first article, 'TRADITIONIS CUSTODES: Separating Fact from Fiction', is highlighted. Below the list, the 'Text View' of this article is shown. It includes the title, a quote, a 'Editor's Note' explaining the article's origin, the author's name, and the beginning of the article text.

Pages **Articles**

Search content

TRADITIONIS CUSTODES: Separating Fact from Fiction
Page Cover

New CDW Prefect: Paul VI's Novus Ordo is "Richest Missal Church Has Ever Produced"
Page Cover

On the Mystical Body of Christ Part VIII
Page 2

The Outcast Madonna – Part II
Page 3

Catholic Identity Conference Continues to Grow
Page 3

Catholic Race Theory

IN THIS ISSUE

TRADITIONIS CUSTODES: Separating Fact from Fiction

"It is therefore a holy and wholesome thought to pray for the dead, that they may be loosed from sins." (2 Mach. 12:46)

Editor's Note: The following is an edited transcript (prepared by the author) of a speech given on Oct. 3, 2021 at the Catholic Identity Conference in Pittsburgh, PA. It was first published online by *The Remnant* (Oct. 7, 2021) and is reprinted here with permission from the publisher and the author. *Catholic Family News* is honored to help circulate this incredible text, one which contains explosive revelations regarding the true origins of *Traditionis Custodes*, Pope Francis' *Motu Proprio* by which he instituted severe restrictions on the Traditional Latin Mass.

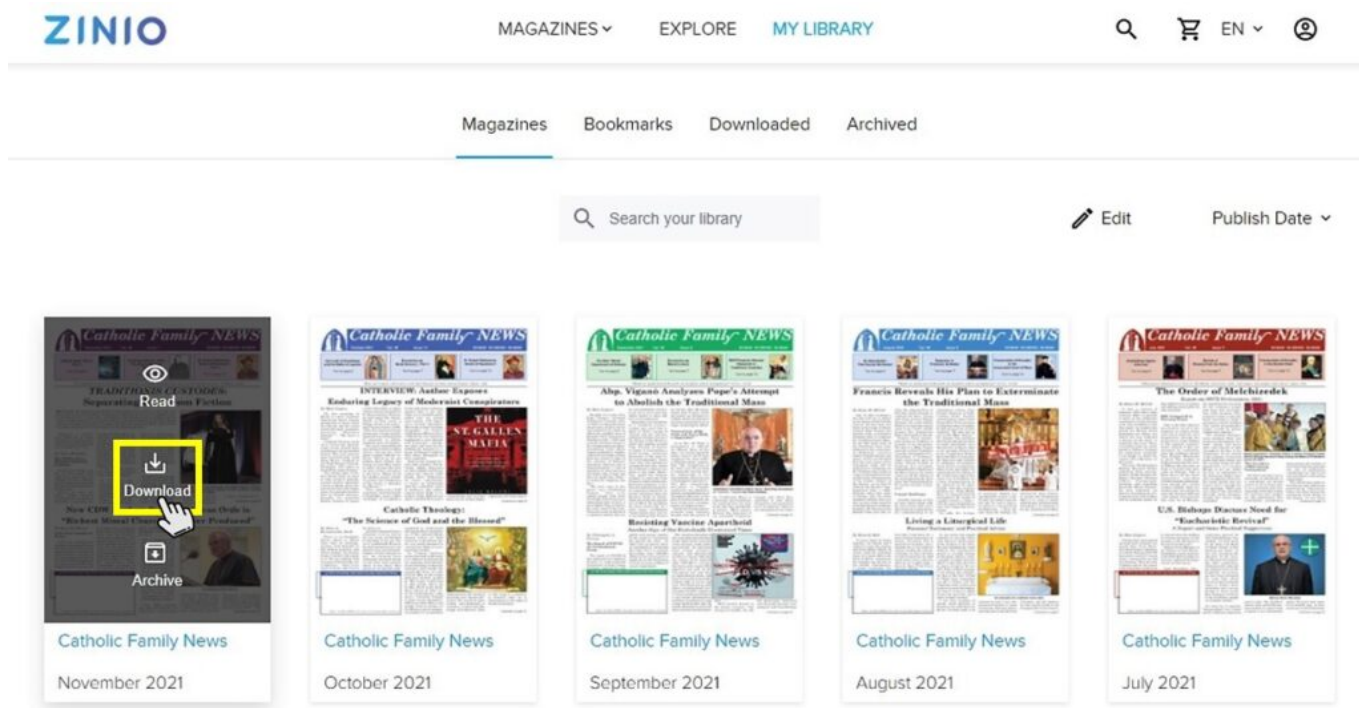
"Nothing is hidden that shall not be made manifest, nor anything secret that shall not be known and come to light" (Lk 8:17).

By Diane Montagna

The Hidden Story Behind *Traditionis Custodes*

Sometimes things are not as they seem. And sometimes, there are two *realities*: one that is officially given by those in power, and one that we then discover to be

The “Download” option allows you to download issues of the paper to your personal Zinio library, which you can access even if offline by downloading the [Zinio Desktop Reader](#) and/or the Zinio Mobile App ([Google Play](#) / [Apple Store](#)):



For those who do not yet have a subscription and are interested in purchasing one, please click [HERE](#) and choose a subscription option — either “Print and Digital” or “Digital Only”. You may then follow the same instructions detailed above to access the CFN E-Edition.

If you have any questions or run into problems, please don’t hesitate to [contact](#) us!